MOSSLEY HOLLINS HIGH SCHOOL

Year 11 Parent Partnership Evening

FAMILY GUIDE | Effective revision: recall, check and revisit

Unlock potential together

Every pupil has the potential to succeed. Regular effort, effective preparation and support from home and school help turn that potential into achievement.



Think about it: What one change could you make at home this week to help your child feel more prepared?

01 Understand the forgetting curve

Without revisiting learning, we forget.

Memory can fade quickly in the days after learning something new.

Regular revision and retrieval practice help strengthen recall.

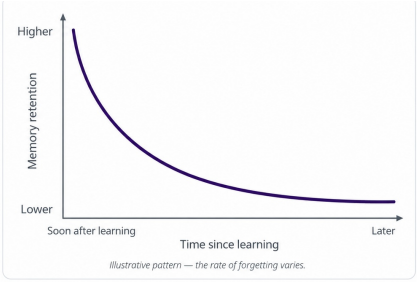

Spaced revision and retrieval practice help us remember more.

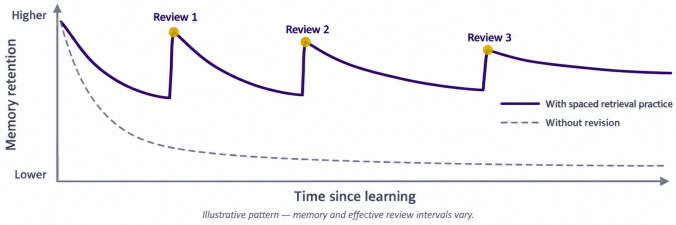

Recall from memory → check and correct → revisit after a gap

Without revisiting learning, recall fades. Spaced retrieval gives pupils repeated opportunities to remember, check mistakes and strengthen what they know. The curves are illustrative.

02 Choose active revision

Blurting

Choose a topic and close the notes. Write or draw everything you remember. Check and add corrections in another colour. Repeat after a gap.

Flashcards

Put one question on the front and the answer on the back. Recall before turning over. Check accuracy and revisit cards you missed.

Exam practice

Answer exam questions independently. Use the mark scheme, examples and teacher feedback to improve. Practise weaker topics again.

Example: Biology flashcard

Q: What is the function of red blood cells?
A: Transport oxygen around the body using haemoglobin.

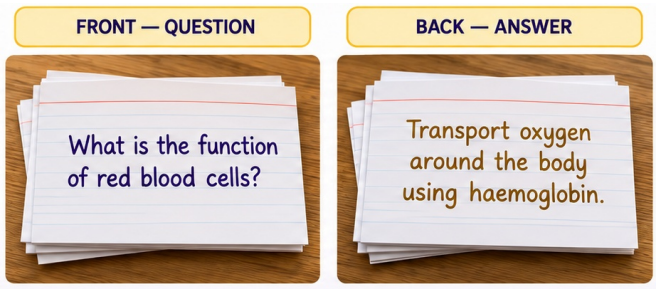

Avoid relying on highlighting, re-reading, copying notes or cramming alone. Turn your notes into questions and test what you can recall.

MOSSLEY HOLLINS HIGH SCHOOL

Year 11 Parent Partnership Evening

FAMILY GUIDE | Build a routine, protect wellbeing and prepare ahead

03 Make revision manageable

A focused 30-minute block

5 mins: Recall key quotations.
15 mins: Write an exam-style paragraph.
5 mins: Check and improve.
5 mins: Take a break.

Plan the topic first and put the phone away.

Build a weekly routine

School targets: aim for 2 hours on weekdays and 3-4 hours at weekends. Use short blocks with breaks; adapt the plan around homework and other commitments.

Prioritise gaps, not favourite topics.
Keep time for sleep, rest and activities.

04 Support wellbeing and exam readiness

Prepare: Check the next exam, start time and equipment the evening before. Allow plenty of time to get to school.
Keep routines: Encourage regular meals, water, a consistent bedtime and a calm wind-down.
Stay positive: Praise effort and preparation. Listen after an exam and focus on the next manageable step.
Ask for help: Contact school early if your child feels overwhelmed or needs support.



You do not need to know every answer. Ask: “What would help you feel ready for tomorrow?”

05 Key dates | 2026-2027

19 Oct 2026	Year 11 Revision Readiness Week	**1 Feb 2027**	PPE 2 exams begin
9 Nov 2026	PPE 1 exams begin	**12 Feb / 22 Feb**	Half term: break up / return
4 Dec 2026	PPE Results Day	**25 Mar / 12 Apr**	Easter: break up / return
10 Dec 2026	Year 11 Parents’ Evening	**10 May 2027**	GCSE written exams begin
18 Dec / 5 Jan	Christmas: break up / return	**19 Aug 2027**	GCSE Results Day

Exam contingency day: 23 June 2027 - pupils must remain available. Some practical and speaking assessments take place earlier. Check individual exam timetables.

Make every opportunity count

Attend lessons and scheduled Lesson 6 sessions. Complete revision homework, use knowledge organisers, revisit PPE feedback and ask teachers for help. Tutors should support independent practice.

Evening QR code